

From under the Redbud Tree.....



The *Redbud*

*The Newsletter of First Presbyterian Church
Mountain Home, Arkansas*

December, 2020

Inside this issue

"Why Advent?"	1
Birthdays & Anniversaries In December/ Address updates	2
Pastor's Desk	3
Church Business	4
Holiday Recipes	5
Christmas Shoeboxes & Best Choice Coupons	6
Free Meals/ Holiday Favorite	7
December Scripture Readings	8
December Calendar	9
Holiday Fun & Tech Tip	10

Why Advent?

Waiting can be hard, and not just for children. But I do love Advent: this four-week time when the Christian church prepares for Christmas.

Maybe I like Advent so much because it involves active waiting, not thumb-twiddling. It is a gift the church offers the world, to be active (which isn't the same as busy) in ways that open our hearts — and the hearts we touch — to the true meaning of Christmas.

Mother Teresa said, "At this Christmas when Christ comes, will he find a warm heart? Mark the season of Advent by loving and serving others with God's own love and concern."

When I take time during Advent to remember in prayer and with gifts of money and time those who have less food than I do, those who are lonely, those without a home; when I pause to share love with a child or an elder, or gratitude for a healthcare worker, pastor or teacher; when I wait for justice to replace oppression but, while I wait, find ways to work for that result ... the Spirit's warmth fills my waiting heart. I am ready to welcome Jesus. —Heidi Mann

Special Days in December



Dec. 8 Sue Mahoney

Dec. 11 Sarah Ruegsegger

Dec. 12 Patti Gamelin

Dec. 14 Sherman Fine

Dec. 17 Loweta Rogers

Dec. 20 David Buff

Dec. 22 Sarah Kelly



Dec. 7 David & Vicky Buff

Special Dates



- Second Sunday of Advent, *December 6, 2020*
- Third Sunday of Advent, *December 13, 2020*
- Fourth Sunday of Advent, *December 20, 2020*
- First day of winter, *December 21, 2020*
- Christmas Eve, *December 24, 2020*
- Christmas Day, *December 25, 2020*
- New Year's Eve/Watch Night, *December 31, 2020*

2021 Church Directory

If you haven't sent in your mailing address, email address, phone number & cell phone number to the church there is still time!

We want to start 2021 with all current addresses to ensure that we have the most up to date information possible.

Thank you for your cooperation!

NEW ADDRESS!

Velma Shaw
c/o RiverLodge Assisted Living
117 RiverLodge Drive Room #207
Mountain Home, Arkansas 72653
Her phone number remains the same.





From the Pastor's desk:

We once again begin a new church year, this year in particular with many uncertainties and worries. It is a beginning like most of us have never seen before. We worry when we come in contact with someone – are they safe? Have they been in contact with someone who is infected with the deadly virus? How do I know who I can be around and who not to be around? We feel isolated. We make trips to the store, to a doctor's appointment when absolutely necessary limiting our ability to go and do what we are used to being able to do.

We hear these words “**a new normal**” and we don't even know what that means. We find ourselves living in uncertain times. We miss seeing and being with our closest friends. We are not even able to worship with our sisters and brothers in the faith. It has been nine months since we last worshipped together. It seems like forever!

Chaos, fears and uncertainties all around us. Who will be president in 2021? Who will be the next person I know personally who will have contracted the Covid-19 virus? All daily uncertainties!

And yet, here we are in another Advent season. I believe the words of Advent are particularly important for us this year. Hope! Peace! Joy! Love! We live in the **Hope** of a better tomorrow! We seek the **Peace** that passes all understanding in the promise of the Savior child! We hunger for the **Joy** that comes to us in knowing God is with us in these trying times. And we cling to the **Love** God offers us through the gift of eternal life found in Jesus Christ!

Journey on my sisters and brothers in this season of Advent. Know that Hope, Peace, Joy and Love abound as we stay focused on God's grace and love. Let the Christ be the gift and the light that keeps on giving.

Be at peace. Stay safe. Stay in touch with each other and know that ALL will be better.

Church Business

TREASURER'S REPORT TO SESSION

17 NOVEMBER 2020

Expenses for October 2020	\$9,676.38
Donations for October 2020	\$8,124.00
Checking Balance	\$26,083.70

All Small Business Administration/PPP loan forgiveness paperwork has been completed and submitted to First Security Bank.




SESSION MEETING HIGHLIGHTS

The Session held its monthly meeting via Zoom on Tuesday, November 17, 2020.

Michele Wells was appointed as the new Clerk of Session. The Session/Deacon election was completed with George Hove, Ralph Gillespie, Pete Wells, Sarah Kelly and Loweta Rogers all being approved to fill the Session and Deacon rolls as listed on the mailed ballot that was sent out to the members.

The 2021 budget was approved by the Session.

The church will remain closed to “in-house” worship for another month due to the increase in Coronavirus cases in Mountain Home. The Session will revisit this decision at their next meeting on December 15, 2020.



Holiday Favorites

“This was a ‘must have’ in Bud’s family for years. After Bud’s mom died nobody claimed the three tin boxes of recipes, so I asked for them. I felt like a thief in the night, but was secretly pleased when nobody claimed them!” - Barb

GRASSHOPPER PIE– Barb & Bud Hough

Ingredients

24 Oreos crushed in a food processor– not “double stuff”

1/3 cup butter, melted

Directions:


Mix well and then press into the bottom & up sides of a 9 in. pie pan.

Reserve 1/4 cup of the mixture for a garnish on top.

Mix 1/4 cup crème de menthe with one 7 oz. jar of marshmallow cream (or substitute with 1/4 cup of milk & 10 drops of green food coloring & a few drops of peppermint flavoring.)

Fold this mixture into 2 cups of heavy whipping cream, not the canned type.

Pour into prepared pie pan & smooth top. Sprinkle with the reserved crumbs on top. Freeze overnight. This heavenly rich dessert goes a long way and it is festive and pretty.



BRANDIED CRANBERRY RELISH– Ralph & Karen Gillespie

If you have ever wondered what to do with fresh raw cranberries, here it is. This has become a staple at our Thanksgiving meals for a lot of years.

Copied from the Wisconsin State Journal, Madison Wisconsin 11/19/1970

Four cups (1 pound) fresh cranberries

One medium orange

One cup sugar

One fourth cup brandy

Pick over cranberries, turn into colander and wash under cold running water; drain. Pour one cup of the berries into an electric blender.

Wash orange; do not peel. Halve orange and remove seeds; cut each half into eight wedges. Put four of the wedges into the blender with the berries. Run on high speed until fairly coarsely chopped; stop and start blender as necessary, pushing un-chopped fruit toward the blades as necessary.

(If the blender has a chop setting use that setting for the chopping.) Turn into a bowl. Chop the remaining berries and orange mixture the same way using one cup of berries and four orange wedges each time. When all the fruit has been chopped stir in the sugar and brandy. Cover tightly and refrigerate from overnight to one week to allow flavors to blend and mellow. Relish may be stored in refrigerator for several weeks.

Yield: About three cups, enough for 12 to 16 servings.

Note: This makes a quite tart relish. If you want it sweeter, add one-half cup of sugar which will increase the yield to about three and one-third cups.



Operation Christmas Child



Many thanks go out to everyone who contributed to the Christmas Shoebox Project. We had a very successful collection, with a total of **120 boxes**. The people taking the boxes at East Side Baptist Church were very impressed. I'd like to single out Michele Wells for volunteering to make boxes when I got overwhelmed. She put together over 20 boxes. I'm so impressed that our congregation always goes all out when asked to help or provide. I'm so thankful that I am a part of this church family.— Sarah Kelly

A special thanks to Sarah for her tireless efforts in continuing this project!!



Best Choice Coupons

Regarding the Best Choice coupons we have been saving for the Women's Circles, we are about 500 short of the 1,000 needed to receive a check from Best Choice. Maybe you have some saved at home, but due to the Coronavirus you haven't been able to bring them into church. If you have any that you've saved, please bring them to the table just inside the church next to the offices. I will pick them up from there. Maybe we can get enough for this year, if not we will save them for next year!



Thank you so much for your help.—Lillian Euers





FREE DAILY COMMUNITY MEALS IN MOUNTAIN HOME

<u>SUNDAYS-</u>	SALVATION ARMY- 9:15am (Breakfast)
<u>MONDAYS-</u>	7TH DAY ADVENTIST- (At FUMCH 6th Street) 4:30pm-6:30pm
<u>TUESDAYS-</u>	HOPE CENTER CHURCH- (Green Valley Drive) 4:30 pm– 6:30pm
<u>WEDNESDAYS-</u>	WORD OF LIFE CHURCH- (306 S. Main) 3:00pm– 5:00pm
<u>THURSDAYS-</u>	FUMC WESLEY KITCHEN- (6th Street)- 4:30pm– 6:30pm
<u>FRIDAYS-</u>	ST. PETER'S CATHOLIC CHURCH- (Dryer St.) 1:00pm-2:00pm
<u>SATURDAYS-</u>	UNIVERSAL UNITARIANS- (College & 6th St.) 4:30pm-6:30pm

CHURCH ATTENDANCE IS NOT REQUIRED FOR FREE MEALS!

Pecan Tassies– Jan Clark

One 3 oz. pkg. cream cheese
1/2 cup butter
1 cup sifted flour
1 egg
3/4 cup brown sugar
1 Tbsp. butter
1 tsp. vanilla
Dash of salt
2/3 cup broken pecans



CHEESE PASTRY

Allow cream cheese, butter and egg to warm to room temperature. Blend cream cheese and butter. Cut in flour and chill slightly. Shape into 24 one-inch balls. Place into tiny ungreased muffin tins. Press dough onto bottoms and sides of cups of muffin tins.

PECAN FILLING

Beat together egg and brown sugar. Add butter, vanilla and salt. Mix until smooth. Place one-half of the pecans into the crusts. Fill crusts with the filling. Top with the remaining pecans. Bake at 325 degrees for 20 to 25 minutes.

Scripture Readings for the Month of December

*"Thanks be unto God for
his unspeakable Gift."
—2 Corinthians 9:15*



Sunday, November 29

1st Sunday of Advent

Isaiah 64:1-9

Psalm 80: 1-7, 17-19

1 Corinthians 1:3-9

Mark 13:24-37

Sunday, Dec. 6th

2nd Sunday of Advent

Isaiah 40:1-11

Psalm 85:1-2, 8-13

2 Peter 3:8-15a

Mark 1:1-8

Sunday, Dec. 13th

3rd Sunday of Advent

Isaiah 61:1-4, 8-11

Psalm 126

1 Thessalonians 5:16-24

John 1:6-8, 19-28

Sunday, Dec. 20th

4th Sunday of Advent

2 Samuel 7:1-11, 16

Psalm 89: 1-4, 19-26

Romans 16:25-27

Luke 1:26-38

Tuesday, Dec. 24

Christmas Eve

Isaiah 9:2-7

Psalm 96

Titus 2:11-14

Luke 2:1-14 (15-20)

Sunday, Dec. 27th

First Sunday of Christmas

Isaiah 61: 10-62:3

Psalm 148



Galatians 4:4-7

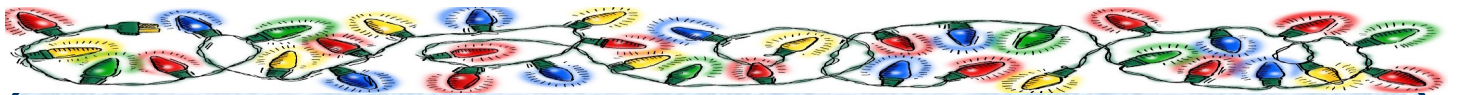
Luke 2:22-40

*"When they saw the star, they re-
joiced with exceeding great joy." –
Matthew 2:10*

*"Therefore the Lord himself will give you a sign. Behold, the virgin shall conceive and
bear a son, and shall call his name Immanuel." – Isaiah 7:14*

REDBUD CALENDAR DECEMBER, 2020

Sunday	Monday	Tuesday	Wednesday	Thursday	Fri	Sat
		1 "Holy Communion sets" distribution at the church 9am-12pm		3 Filming 10:30 am	4 OFFICE CLOSED	5
6  Virtual Worship Service fpcmh.net SECOND SUNDAY OF ADVENT	7 	8	9	10 Filming 10:30 am	11 OFFICE CLOSED	12
13  Virtual Worship Service fpcmh.net THIRD SUNDAY OF ADVENT	14	15 NO DEACON'S MEETING THIS MONTH! SESSION MEETING AT 1:00 PM	16	17 Filming 10:30 am	18 OFFICE CLOSED	19
20  Virtual Worship Service fpcmh.net FOURTH SUNDAY OF ADVENT	21  WINTER BEGINS	22	23 Filming 10:30 am	24 CHRISTMAS EVE – Virtual Service fpcmh.net	25 CHRISTMAS DAY!  CHRISTMAS DAY	26
27 Virtual Worship Service fpcmh.net 1ST SUNDAY OF CHRISTMAS	28 CHURCH OFFICE WILL BE CLOSED FOR THE CHRISTMAS HOLIDAY	29	30	31 Filming 10:30 am		
	Merry Christmas & Happy New Year!					



Holiday Fun

Please send in your Christmas tree and other holiday photos to the office via email. Our email address is: fpcmh@centurytel.net. Let's share with each other the light that Christmas brings! Also, we are looking for "go to" holiday recipes that are your family favorites!

TECH TIP

How to Email a Photo From Your iPhone. (Any type of smart phone should be able to email photos.)



1. Go to the "photos" app. (The place where your photos are stored on your phone.)
2. Select the photo you wish to email.
3. While viewing the photo, touch the icon in the lower left corner of the screen. (**The white box with an arrow.**)
4. Choose the **Email** photo button.
5. Enter the **To: address**. To send a picture to the church you would type **fpcmh@centurytel.net** in the address box.
6. Enter a **subject** ("Holiday pics"). A preview of the picture will appear in the email body.
7. Press **Send** in the upper right hand corner of the screen. It is an upward pointing arrow.

THAT'S IT! YOU'VE DONE IT!!



...FOR YOUR HELP AND ENCOURAGEMENT
THESE PAST 41 WEEKS!!

I WISH YOU A BLESSED AND A VERY...

-Kristi, FPCMH Secretary



**First Presbyterian Church
1106 Spring Street
Mountain Home, AR 72653**

RETURN SERVICE REQUESTED



**Church Office Hours
9:00 a.m. - 3:00 p.m. /Monday - Thursday**

**Church Mailing Address:
1106 Spring Street
Mountain Home, AR 72653
870-425-3799**

**fpcmh@centurytel.net
Website: www.fpcmh.net**

**Rev. Mike Clark,
Transitional Pastor**

**Adult Sunday School: 9:00 a.m.
Sunday Worship: 10:00 a.m.
Fellowship Coffee: 11:00 a.m.**

**Secretary: Kristi Nelson
Bookkeeper: Nancy Priest**